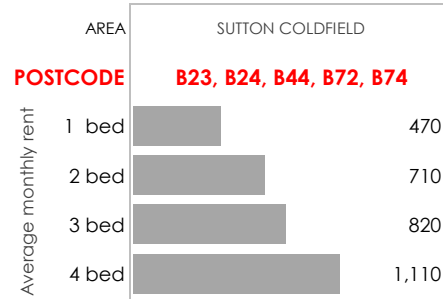
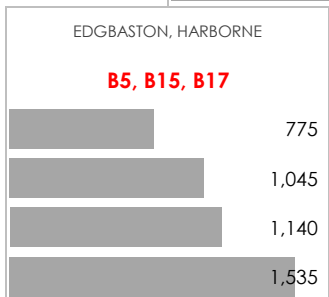
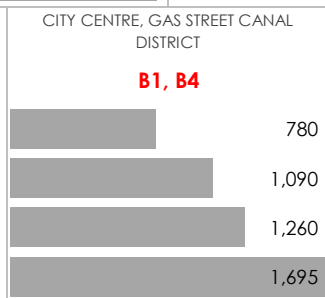
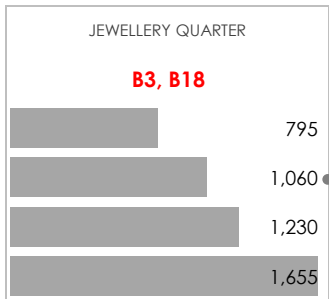
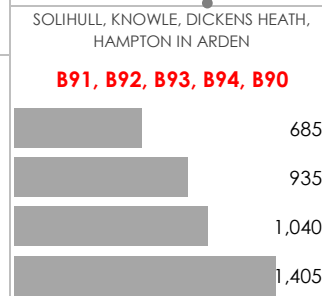
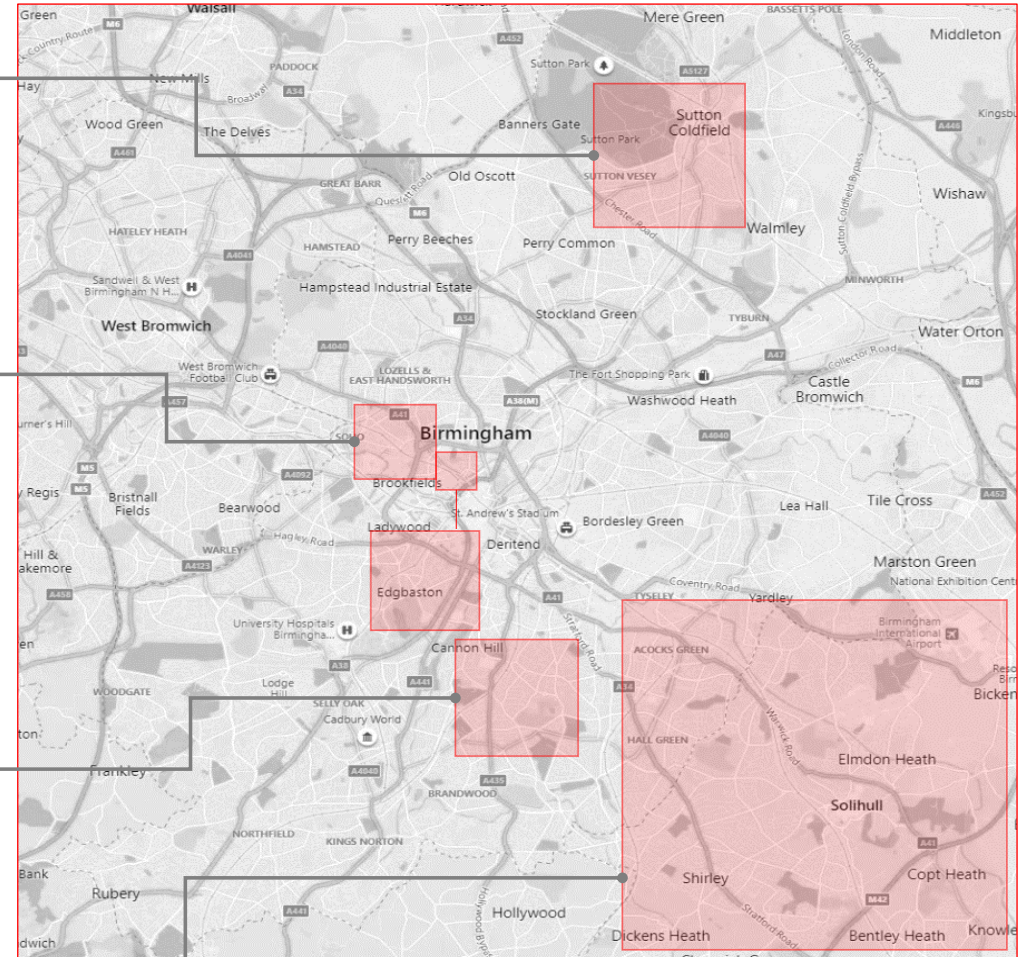



AR3A
 INSIGHTS



Not Enough Data
 Where not enough data is available for a specific size in a specific area, the rent is estimated against both other sizes and/or similar properties in neighbouring areas.



Main residential areas covered

AR3A Insights focuses on the most popular residential areas for international employees showing monthly rental prices against property size.

Rent per month variation

These are averages for each property size. **Rent can vary significantly for each property category within similar locations.** These average monthly rents do, however, provide a good benchmark to narrow possible suitable areas.



Marco Previero
 Director and Research Lead at R3

"Market expertise at R3 comes from sustained investment in research. It is an absolute pleasure to be able to share this research consistently and for free with everyone."



Anna Barker
 Director and Operations Lead at R3

"Our Research capabilities feed directly into operations. It enables us to provide "real time" market advice for employees relocating into London."

BIRMINGHAM - AREA DESCRIPTION



**AR3A
 INSIGHTS**

JEWELLERY QUARTER

B3, B18

Jewellery Quarter is a historic part of the city, more usually associated with commerce, but in recent years, it's become known as an up-and-coming residential area. It's a thriving cultural hub – a city-centre location with a village community spirit – with an abundance of independent coffee shops, sports facilities and museums.

CITY CENTRE, GAS STREET CANAL DISTRICT

B1, B4

The City Centre, home to the popular Gas Street, Brindleyplace and Mailbox, is one of Birmingham's most desirable areas with young professionals. With plenty of shops, eateries and vibrant bars, its central location offers everything within walking distance. The canals provide a tranquil contrast from the bustling city life.

EDGBASTON, HARBORNE

B5, B15, B17

One of the most affluent areas residential areas in central Birmingham, and well-known for its green spaces. Home the attractive Victorian campus of Birmingham University and multiple Michelin-starred restaurants. Harborne is one of the better places to live in Birmingham for families. Plenty of Parks, nature walks and schools.

AREA

SUTTON COLDFIELD

POSTCODE

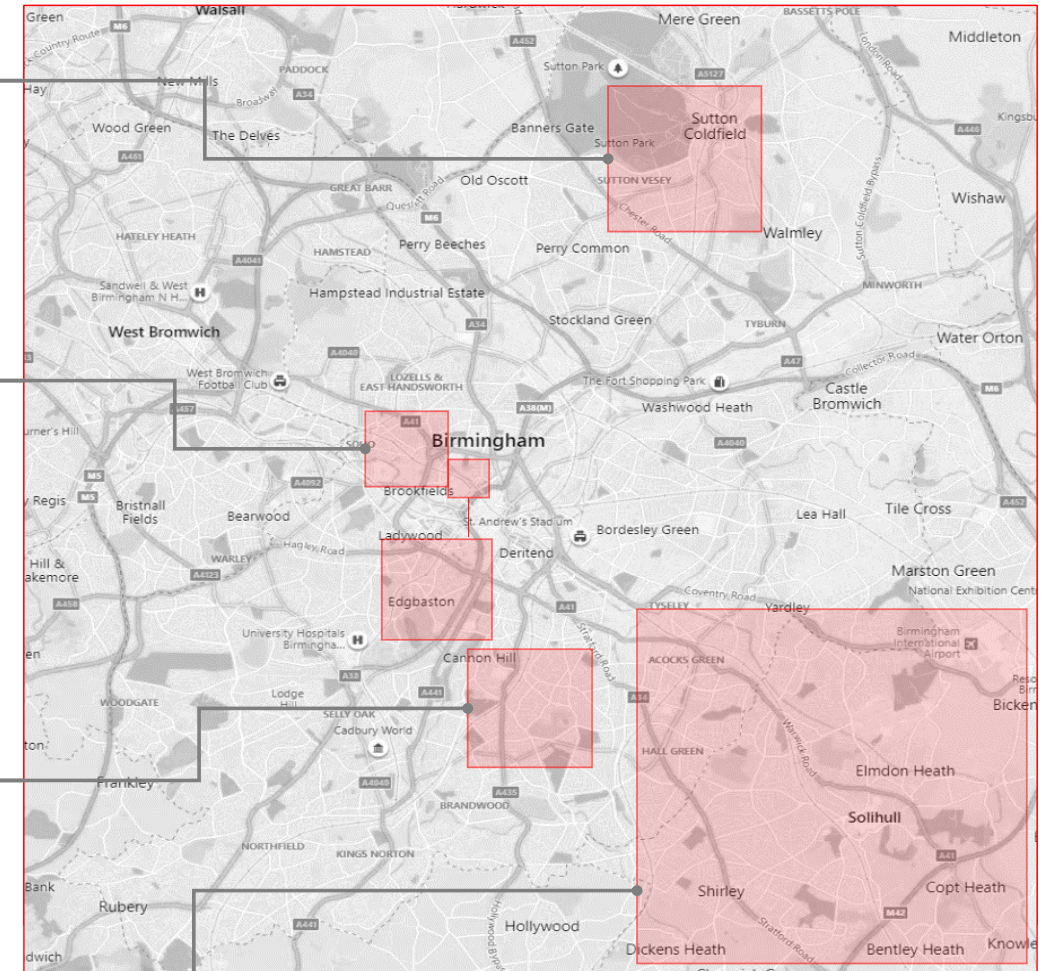
B23, B24, B44, B72, B74

Family-friendly, flourishing, location with great commuter links. It offers a good balance of urban and countryside. The town centre has a blend of major high street retailers, good quality independent shops, and a lively selection of local restaurants. Just 8 miles from Birmingham, commuting is easy and trains are frequent.

KINGS HEATH, MOSELEY

B13, B14

Trendy Moseley and Kings Heath are famed for their Victorian architecture, live music venues, monthly award-winning farmer's market and summer Moseley Festival. Plenty of independent bars, restaurants and cafes, as well as a community development trust which is investing in the environment and green spaces of the region



SOLIHULL, KNOWLE, DICKENS HEATH, HAMPTON IN ARDEN

B91, B92, B93, B94, B90

Solihull offers a good balance between city and country living. With several top-rated schools and over 1,500 acres of park land it's an ideal location for families. With easy commuter links into Birmingham, it is also home to Birmingham Airport allowing convenient access to national and international travel.

Main residential areas covered

AR3A Insights - Area descriptions focuses providing a very high feel for the different commuter areas and city centre location of Birmingham.