

# MARKET R3CAP




**FIGURE 1**

## Average weekly rent

The average weekly rents value have been consolidated using publicly available open online data from three major national real estate portals and property websites and represent all properties publicly advertised at the time of reporting.

**Below** is average weekly rent for London

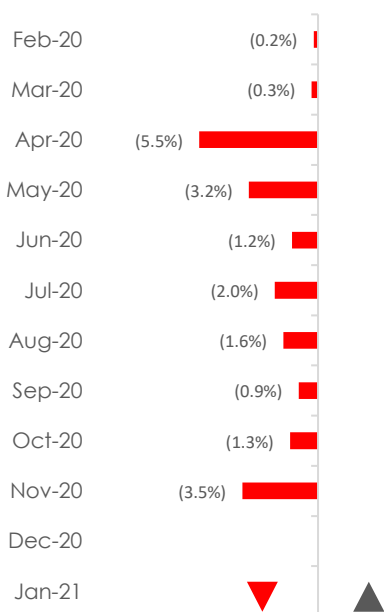


**£430**

**FIGURE 2**

## Prior month change

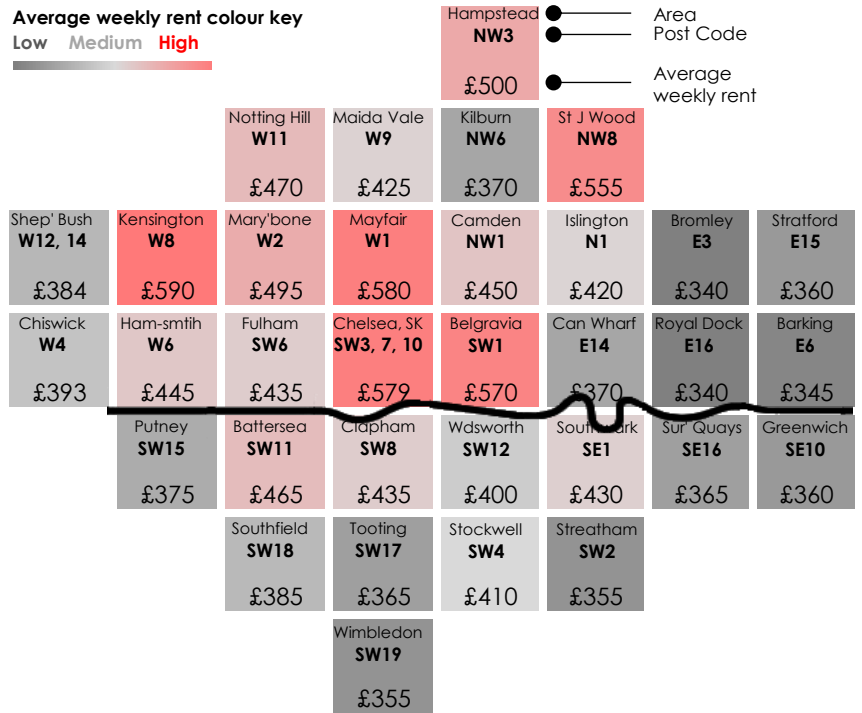
Is the change in average weekly rent against the month preceding the month of reporting.



# NOVEMBER 2020 RESIDENTIAL RENTAL UPDATE

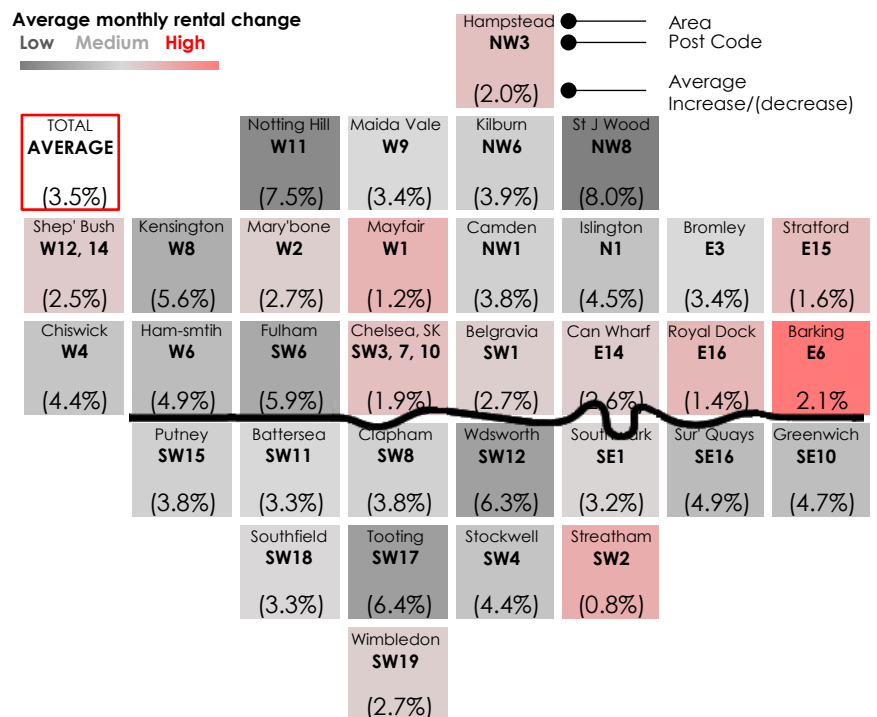
**FIGURE 1: AVERAGE WEEKLY RENT**

Average weekly rent across property size (studios through to 5 bedrooms)



**FIGURE 2: PRIOR MONTH CHANGE**

% change in average weekly rent since prior month



# MARKET R3CAP



**FIGURE 1**

## Average PSF

The average PSF have been consolidated using publicly available open online data from three major national real estate portals and property websites and represent all properties publicly advertised at the time of reporting.

Below is average PSF for London

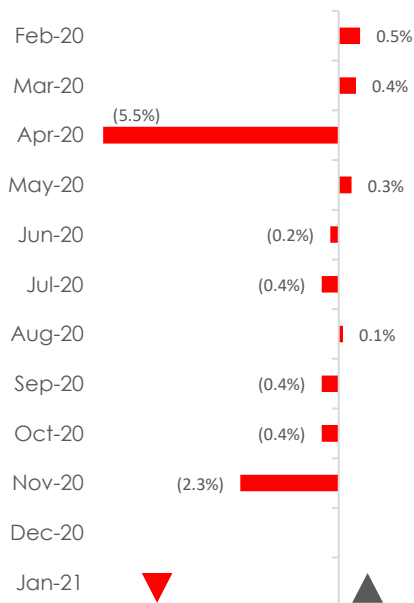


**£924**

**FIGURE 2**

## PSF Prior month change

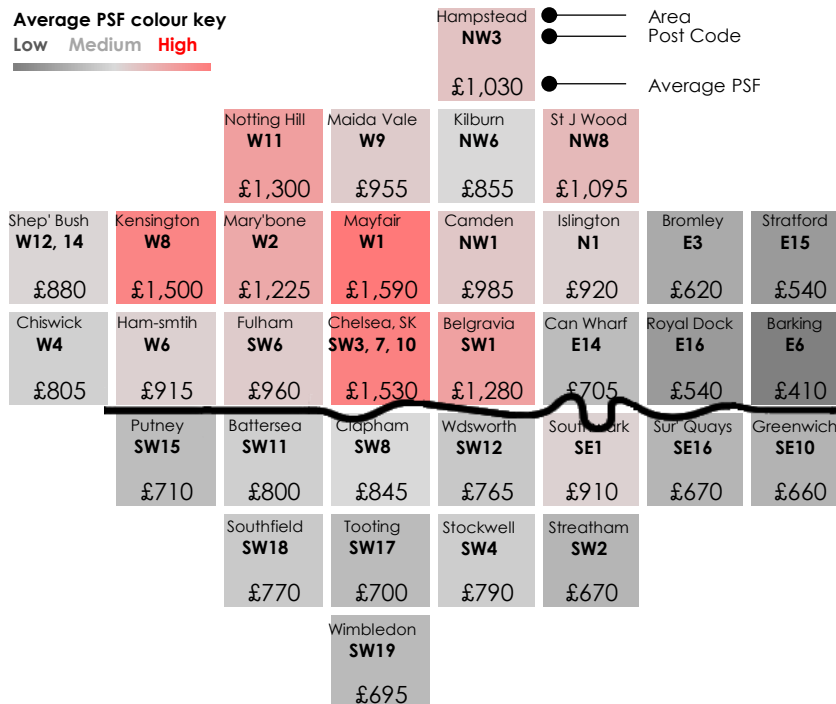
Is the change in average PSF against the month preceding the month of reporting.



# NOVEMBER 2020 RESIDENTIAL SALES UPDATE

**FIGURE 1: AVERAGE PRICE PER SQUARE FOOT (PSF)**

Average PSF across property size (studios through to 5 bedrooms)



**FIGURE 2: PSF PRIOR MONTH CHANGE**

% change in average PSF since prior month

